

PRESTIGE



RAINTREE  
*Park*

PREMIUM LIVING REDEFINED

WHITEFIELD

EXPERIENCE EXQUISITE LIVING

# EXTRAORDINARY LIVING

1520 exquisite abodes set in 18 towers, spanning 21 acres of breathtaking landscape, overlooking the scenic Varthur lake.

That is Prestige Raintree Park at a glance.

A range of carefully crafted 5-bedroom, 4-bedroom and 3-bedroom residences with a choice of unit layouts, all designed to deliver a comprehensively elevated living experience, like none other in the city.

A plush clubhouse, all of over 1 lakh sft, and a delectable array of luxury leisure amenities further enhance the quality of life.

And the cool green embrace of nature, which envelops you and sets up amazing views, is the icing on the cake.





## EXCEPTIONAL CONVENIENCE

Prestige Raintree Park's location in Prime Whitefield, right opposite Varthur Lake, gives you convenient access to all parts of Bengaluru.

IT Parks in Whitefield, ITPL, Outer Ring Road and Sarjapur Road are accessible via arterial roads, which makes commuting to work a breeze. You also enjoy excellent connectivity via Namma Metro stations at Whitefield, Hopefarm Channasandra, Sri Sathya Sai Hospital, and Pattandur Agrahara.

More than 50 Premium schools such as Inventure Academy, TISB and Greenwood High are a short drive away. Whitefield's proximity puts you within reach of some of the finest malls in the city, as well as premier restaurants and hotels. Top-notch healthcare facilities such as Manipal Hospital are also close by.



# EXCELLENT LOCATION

- PRESTIGE RAIN TREE PARK**
- Purple Metro Line & Stations
- Upcoming Blue Metro Line & Stations
- Schools
- Shopping & Retail
- Work Spots
- Hospitals
- Other Landmark
- Prestige Properties

## WORK HUBS

- Within 3 Kms**
  - Sigma Tech Park
  - Brigade IRV Center
- 3 - 5 Km**
  - Brigade Tech Gardens
  - SAP Labs
  - ITPL
  - Prestige Technostar
  - Bagmane Solarium
  - Prestige Tech Park
- 5 - 7 Km**
  - Cessna Business Park
  - Prestige Shantiniketan
- 7 - 10 Km**
  - Bagmane World Technology Centre
  - RMZ Eco Space
  - Embassy Tech Village

## SCHOOLS & COLLEGES

- Within 3 Kms**
  - Glentree Academy
  - Vibgyor School
- 3 - 5 Km**
  - Deens Academy
  - Chrysalis High
  - Whitefield Global School
  - Cambridge International School
  - CMRIT
  - TCIS
- 5 - 7 Km**
  - RYAN International
  - Global Indian International School
  - MVJ Indian International School
  - Vydehi Institute of Engineering
  - Sciences & Research Centre
- 7 - 10 Km**
  - Greenwood High International
  - TISB
  - DPS Whitefield
  - Gopalan PU College
  - New Horizon College

## HOSPITALS

- Within 3 Kms**
  - Manipal Hospital
  - Vydehi Super Speciality Hospital
- 3 - 5 Km**
  - Brookfield Multi Speciality Hospital
  - Kauvery Hospital
- 7+ Km**
  - Aster Hospital
  - Manipal Hospital
  - Sakra World Hospital

## DINING

- Within 3 Kms**
  - Mainland China
  - Oh Calcutta
  - Toscano
  - Barbeque Nation
  - Farmhouse Kitchen & Bakery
  - SMOOR Lounge
  - 153 Biere Street
  - The Fat Chef
  - Pasta Street
- 3 - 5 Km**
  - Anand Sweets
  - Glen's Bakehouse
- 7+ Km**
  - Windmills Craftworks
  - NUSA Tropical Brewvilla
  - The Black Pearl
  - Biergarten

## HOTELS

- 3 - 5 Km**
  - Taj Vivanta
  - Lemon Tree
- 5 - 7 Km**
  - Radisson Blu
  - Aloft
  - Fairfield by Marriott
  - Sheraton Grand
  - The Zuri
- 7+ Km**
  - Novotel
  - Holiday Inn Express & Suites

## RETAIL & SHOPPING

- Within 3 Kms**
  - Nexus Mall, Whitefield
  - Brookefield Mall
- 3 - 5 Km**
  - Ascendas Park Square Mall
  - Inorbit Mall
- 7+ Km**
  - Phoenix Market City
  - VR Mall
  - Orion Uptown Mall

## EXPANSIVE GREENS

Prestige Raintree Park is most aptly named as it gives you the incomparable feeling of living in parkland, much like the English aristocracy.

The residential towers are flanked by extensive landscaped grounds and broad open spaces. These green zones are dotted with features that bring you closer to nature, such as a Flower Trail, several lawns, a Pet Park, a Fitness Trail and more.

Prestige Raintree Park's frontage creates a continuing visual flow of rich greenery, extending from the lake to the tower lobby and all the way up to the central landscaped podium on the first level.

The curved, sweeping skywalk is a great place to soak in the amazing views, while seamlessly connecting your home with the vibrant community.

What you will enjoy is the surreal feeling of living in nature's bower, with a wonderful aura of airy openness all around.



A GREEN EXPANSE  
FOR THE EYES...

...WHEREVER  
YOU LOOK



## EXHILARATING PANORAMA

The towers at Prestige Raintree Park are positioned to give you undisturbed and spectacular views of the surrounding greenscape and the serene waters of the Varthur Lake.

As many as nine towers are positioned along the length of the site facing the lake. They look upon an expanse of richly landscaped green parkland, which extends all the way to the property's periphery.

The remaining towers, which are towards the rear of the property, similarly overlook lush gardens and lawns.

In the centre, situated within a 3-acre landscaped courtyard, stands the clubhouse complex on two levels. With broad, open, party lawns on the upper deck, it provides a treat for your visual senses.

The views all around are nothing short of brilliant!

THE HOME: LUXURY.  
THE VIEW: PRICELESS!

An aerial view of a modern residential complex. The image shows several multi-story apartment buildings with balconies, interspersed with lush green landscaping. There are large lawns, winding paths, and various trees and plants. A few people are visible walking on the paths. The overall atmosphere is bright and sunny, suggesting a high-quality, nature-integrated living environment.

GREAT TO WANDER.  
WONDERFUL TO  
VIEW. NATURE IS ALL  
AROUND YOU!



# OVERALL MASTER PLAN



PRESTIGE  
TECH FOREST



# MASTER PLAN

## LEGEND

1. Main Entry / Exit
2. Drop Off
3. Service Entry
4. Guardhouse
5. Entrance Forecourt
6. Landscape Court
7. Multifunction Lawn
8. Flower Trail
9. Kids Play Area
10. Viewing Pavilion
11. Activity Lawn
12. Garden
13. Pet Park
14. Futsal Lawn
15. Outdoor Gym
16. Tennis Court
17. Basket Ball Court
18. Pool Deck
19. Lap Pool
20. Pool Side Pavilion
21. Family Pool
22. Kids Pool
23. Transformer Yard
24. Fire Driveway
25. Fire Driveway / Cycle Track
26. Cricket Pitch
27. Bbq Lawn
28. Multipurpose Court
29. Sky Walk



Prestige  
Ozone

PRESTIGE  
TECH FOREST



# NUMBERING PLAN



LEGEND	UNIT MATRIX	AREA
<b>3BED URBANIA</b>		
TYPE A	3B+3T	2005
TYPE B	3B+3T	2004
TYPE C	3B+3T	2013
TYPE D	3B+3T	2020
<b>3BED REGALIA</b>		
TYPE E	3B+3T+HO	2187
TYPE F	3B+3T+HO	2225
TYPE G	3B+3T+HO	2246
TYPE H	3B+3T+HO	2267
TYPE I	3B+3T+HO	2314
TYPE J	3B+3T+HO	2401
TYPE K	3B+3T+HO	2414
<b>4BED IMPERIA</b>		
TYPE L	4B+3T+HO	2451
TYPE M	4B+3T+HO	2471
TYPE M1	4B+3T+HO	2474
TYPE N	4B+3T+HO	2533
TYPE N1	4B+3T+HO	2533
TYPE P	4B+3T+HO	2588
TYPE V	4B+3T+HO	2540
<b>4BED INFANIA</b>		
TYPE Q	4B+4T+HO	2924
TYPE R	4B+4T+HO	2966
TYPE Ra	4B+4T+HO	2968
TYPE R1	4B+4T+HO	2956
<b>5BED AURUM SUITES</b>		
TYPE S & S(A)	4B+4T+STUDIO+HO	3503
TYPE T & T(A)	4B+4T+STUDIO+HO	3544
TYPE U & U(A)	4B+4T+STUDIO+HO	3692
TYPE U1 & U1(A)	4B+4T+STUDIO+HO	3698
<b>REFUGE FLOOR</b>		
TYPE H(r)	3B+3T	2121
TYPE I(r)	3B+3T+HO	2244
TYPE K(r)	3B+3T+HO	2414
TYPE L(r)	3B+3T+HO	2226
TYPE M(r)	4B+3T+HO	2421
TYPE M1(r)	4B+3T+HO	2481
TYPE N(r)	4B+3T	2353
TYPE N1(r)	4B+3T+HO	2482
TYPE P(r)	4B+3T	2501
TYPE U1 (r) & U1(RA)	4B+4T+STUDIO	3540
TYPE V(r)	4B+3T+HO	2490

# A SPECTACULAR SIGHT FROM UP ABOVE



Artist's Impression

# EXCLUSIVELY PRIVATE

While its location on Varthur Road gives you easy and quick access to the city's many conveniences, Prestige Raintree Park also has many features that shelter you from the noise and clamour of the outside world.

A 31m access road leading from the main road to the arrival plaza, for one, and the deep landscaped frontage along the entire length of the property, for another, work as buffers between the residential towers and the world outside.

Inside the property as well, the amenities are positioned to maximise your privacy and sense of security. The public function spaces within the central podium, for example, face out towards open-to-sky courts, both to bring a sense of scale and cut you off from the bustle.

CONNECTED TO THE CITY.  
SECLUDED FROM THE BUSTLE.



ENTER A PRIVATE,  
SERENE AND GREEN  
NEW WORLD!



REVEL IN THE COOL,  
REJUVENATING AIR

*Artist's Impression*

## EXEMPLARY LUXURY

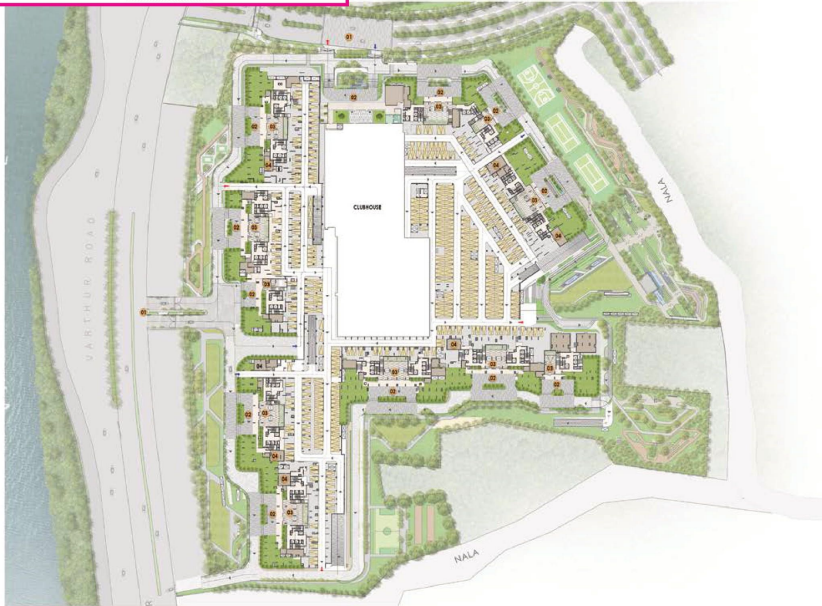
The apartments at Prestige Raintree Park give you the freedom and flexibility to live life as luxuriously as you are accustomed to.

The rooms are spacious and well planned, to facilitate both lavish entertainment of guests and precious private family moments. Just the way you would like your home to be.

Every apartment has at least two external faces that feature full-length balconies, broad decks and large windows. Your home will be bright with natural light and kept cool by excellent cross ventilation.

Add to all these a few finer touches, such as premium flooring and finishes, and what you have is the perfect picture of consummate luxury.

# GROUND FLOOR PLAN

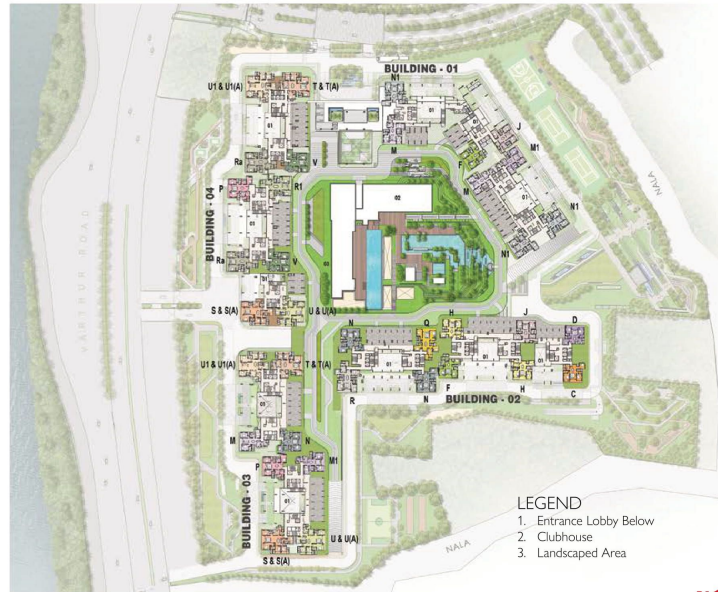


## LEGEND

1. Main Entry / Exit
2. Tower Drop Off
3. Entrance Lobby
4. Services



# FIRST FLOOR PLAN



## LEGEND

1. Entrance Lobby Below
2. Clubhouse
3. Landscaped Area



LEGEND	UNIT MATRIX	AREA
<b>3BED URBANIA</b>		
TYPE A	3B+3T	2005
TYPE B	3B+3T	2004
TYPE C	3B+3T	2013
TYPE D	3B+3T	2020
<b>3BED REGALIA</b>		
TYPE E	3B+3T+HO	2187
TYPE F	3B+3T+HO	2225
TYPE G	3B+3T+HO	2246
TYPE H	3B+3T+HO	2267
TYPE I	3B+3T+HO	2314
TYPE J	3B+3T+HO	2401
TYPE K	3B+3T+HO	2414
<b>4BED IMPERIA</b>		
TYPE L	4B+3T+HO	2451
TYPE M	4B+3T+HO	2471
TYPE M1	4B+3T+HO	2474
TYPE N	4B+3T+HO	2533
TYPE N1	4B+3T+HO	2533
TYPE P	4B+3T+HO	2588
TYPE V	4B+3T+HO	2540
<b>4BED INFANIA</b>		
TYPE Q	4B+4T+HO	2924
TYPE R	4B+4T+HO	2966
TYPE Ra	4B+4T+HO	2968
TYPE R1	4B+4T+HO	2956
<b>5BED AURUM SUITES</b>		
TYPE S & S(A)	4B+4T+STUDIO+HO	3503
TYPE T & T(A)	4B+4T+STUDIO+HO	3544
TYPE U & U(A)	4B+4T+STUDIO+HO	3692
TYPE U1 & U1(A)	4B+4T+STUDIO+HO	3698
<b>REFUGE FLOOR</b>		
TYPE H(r)	3B+3T	2121
TYPE I(r)	3B+3T+HO	2244
TYPE K(r)	3B+3T+HO	2414
TYPE L(r)	3B+3T+HO	2226
TYPE M(r)	4B+3T+HO	2421
TYPE M1(r)	4B+3T+HO	2481
TYPE N(r)	4B+3T	2353
TYPE N1(r)	4B+3T+HO	2482
TYPE P(r)	4B+3T	2501
TYPE U1 (r) & U1(RA)	4B+4T+STUDIO	3540
TYPE V(r)	4B+3T+HO	2490

## TYPICAL FLOOR PLAN




LEGEND	UNIT MATRIX	AREA
<b>3BED URBANIA</b>		
TYPE A	3B+3T	2005
TYPE B	3B+3T	2004
TYPE C	3B+3T	2013
TYPE D	3B+3T	2020
<b>3BED REGALIA</b>		
TYPE E	3B+3T+HO	2187
TYPE F	3B+3T+HO	2225
TYPE G	3B+3T+HO	2246
TYPE H	3B+3T+HO	2267
TYPE I	3B+3T+HO	2314
TYPE J	3B+3T+HO	2401
TYPE K	3B+3T+HO	2414
<b>4BED IMPERIA</b>		
TYPE L	4B+3T+HO	2451
TYPE M	4B+3T+HO	2471
TYPE M1	4B+3T+HO	2474
TYPE N	4B+3T+HO	2533
TYPE N1	4B+3T+HO	2533
TYPE P	4B+3T+HO	2588
TYPE V	4B+3T+HO	2540
<b>4BED INFANIA</b>		
TYPE Q	4B+4T+HO	2924
TYPE R	4B+4T+HO	2966
TYPE Ra	4B+4T+HO	2968
TYPE R1	4B+4T+HO	2956
<b>5BED AURUM SUITES</b>		
TYPE S & S(A)	4B+4T+STUDIO+HO	3503
TYPE T & T(A)	4B+4T+STUDIO+HO	3544
TYPE U & U(A)	4B+4T+STUDIO+HO	3692
TYPE U1 & U1(A)	4B+4T+STUDIO+HO	3698
<b>REFUGE FLOOR</b>		
TYPE H(r)	3B+3T	2121
TYPE I(r)	3B+3T+HO	2244
TYPE K(r)	3B+3T+HO	2414
TYPE L(r)	3B+3T+HO	2226
TYPE M(r)	4B+3T+HO	2421
TYPE M1(r)	4B+3T+HO	2481
TYPE N(r)	4B+3T	2353
TYPE N1(r)	4B+3T+HO	2482
TYPE P(r)	4B+3T	2501
TYPE U1(r) & U1(RA)	4B+4T+STUDIO	3540
TYPE V(r)	4B+3T+HO	2490

## REFUGE FLOOR PLAN



LEGEND	UNIT MATRIX	AREA
<b>3BED URBANIA</b>		
TYPE A	3B+3T	2005
TYPE B	3B+3T	2004
TYPE C	3B+3T	2013
TYPE D	3B+3T	2020
<b>3BED REGALIA</b>		
TYPE E	3B+3T+HO	2187
TYPE F	3B+3T+HO	2225
TYPE G	3B+3T+HO	2246
TYPE H	3B+3T+HO	2267
TYPE I	3B+3T+HO	2314
TYPE J	3B+3T+HO	2401
TYPE K	3B+3T+HO	2414
<b>4BED IMPERIA</b>		
TYPE L	4B+3T+HO	2451
TYPE M	4B+3T+HO	2471
TYPE M1	4B+3T+HO	2474
TYPE N	4B+3T+HO	2533
TYPE N1	4B+3T+HO	2533
TYPE P	4B+3T+HO	2588
TYPE V	4B+3T+HO	2540
<b>4BED INFANIA</b>		
TYPE Q	4B+4T+HO	2924
TYPE R	4B+4T+HO	2966
TYPE Ra	4B+4T+HO	2968
TYPE R1	4B+4T+HO	2956
<b>5BED AURUM SUITES</b>		
TYPE S & S(A)	4B+4T+STUDIO+HO	3503
TYPE T & T(A)	4B+4T+STUDIO+HO	3544
TYPE U & U(A)	4B+4T+STUDIO+HO	3692
TYPE U1 & U1(A)	4B+4T+STUDIO+HO	3698
<b>REFUGE FLOOR</b>		
TYPE H(r)	3B+3T	2121
TYPE I(r)	3B+3T+HO	2244
TYPE K(r)	3B+3T+HO	2414
TYPE L(r)	3B+3T+HO	2226
TYPE M(r)	4B+3T+HO	2421
TYPE M1(r)	4B+3T+HO	2481
TYPE N(r)	4B+3T	2353
TYPE N1(r)	4B+3T+HO	2482
TYPE P(r)	4B+3T	2501
TYPE U1 (r) & U1(RA)	4B+4T+STUDIO	3540
TYPE V(r)	4B+3T+HO	2490

## FABULOUS COMMUNITY SPACES THAT MAKE FOR FABULOUS VIEWS



## BUILDING - 01 First Floor Plan

LEGEND	UNIT MATRIX	AREA
<b>3BED URBANIA</b>		
TYPE A	3B+3T	2005
TYPE B	3B+3T	2004
TYPE C	3B+3T	2013
TYPE D	3B+3T	2020
<b>3BED REGALIA</b>		
TYPE E	3B+3T+HO	2187
TYPE F	3B+3T+HO	2225
TYPE G	3B+3T+HO	2246
TYPE H	3B+3T+HO	2267
TYPE I	3B+3T+HO	2314
TYPE J	3B+3T+HO	2401
TYPE K	3B+3T+HO	2414



LEGEND	UNIT MATRIX	AREA
<b>4BED IMPERIA</b>		
TYPE L	4B+3T+HO	2451
TYPE M	4B+3T+HO	2471
TYPE M1	4B+3T+HO	2474
TYPE N	4B+3T+HO	2533
TYPE N1	4B+3T+HO	2533
TYPE P	4B+3T+HO	2588
TYPE V	4B+3T+HO	2540
<b>4BED INFANIA</b>		
TYPE Q	4B+4T+HO	2924
TYPE R	4B+4T+HO	2966
TYPE Ra	4B+4T+HO	2968
TYPE R1	4B+4T+HO	2956
<b>5BED AURUM SUITES</b>		
TYPE S & S(A)	4B+4T+STUDIO+HO	3503
TYPE T & T(A)	4B+4T+STUDIO+HO	3544
TYPE U & U(A)	4B+4T+STUDIO+HO	3692
TYPE U1 & U1(A)	4B+4T+STUDIO+HO	3698
<b>REFUGE FLOOR</b>		
TYPE H(r)	3B+3T	2121
TYPE I(r)	3B+3T+HO	2244
TYPE K(r)	3B+3T+HO	2414
TYPE L(r)	3B+3T+HO	2226
TYPE M(r)	4B+3T+HO	2421
TYPE M1(r)	4B+3T+HO	2481
TYPE N(r)	4B+3T	2353
TYPE N1(r)	4B+3T+HO	2482
TYPE P(r)	4B+3T	2501
TYPE U1(r) & U1(RA)	4B+4T+STUDIO	3540
TYPE V(r)	4B+3T+HO	2490



# BUILDING - 01

Second Floor Plan

LEGEND	UNIT MATRIX	AREA
<b>3BED URBANIA</b>		
TYPE A	3B+3T	2005
TYPE B	3B+3T	2004
TYPE C	3B+3T	2013
TYPE D	3B+3T	2020
<b>3BED REGALIA</b>		
TYPE E	3B+3T+HO	2187
TYPE F	3B+3T+HO	2225
TYPE G	3B+3T+HO	2246
TYPE H	3B+3T+HO	2267
TYPE I	3B+3T+HO	2314
TYPE J	3B+3T+HO	2401
TYPE K	3B+3T+HO	2414



# BUILDING - 01

Typical Floor Plan

LEGEND	UNIT MATRIX	AREA
<b>3BED URBANIA</b>		
TYPE A	3B+3T	2005
TYPE B	3B+3T	2004
TYPE C	3B+3T	2013
TYPE D	3B+3T	2020
<b>3BED REGALIA</b>		
TYPE E	3B+3T+HO	2187
TYPE F	3B+3T+HO	2225
TYPE G	3B+3T+HO	2246
TYPE H	3B+3T+HO	2267
TYPE I	3B+3T+HO	2314
TYPE J	3B+3T+HO	2401
TYPE K	3B+3T+HO	2414



LEGEND	UNIT MATRIX	AREA
<b>4BED IMPERIA</b>		
TYPE L	4B+3T+HO	2451
TYPE M	4B+3T+HO	2471
TYPE M1	4B+3T+HO	2474
TYPE N	4B+3T+HO	2533
TYPE N1	4B+3T+HO	2533
TYPE P	4B+3T+HO	2588
TYPE V	4B+3T+HO	2540
<b>4BED INFANIA</b>		
TYPE Q	4B+4T+HO	2924
TYPE R	4B+4T+HO	2966
TYPE Ra	4B+4T+HO	2968
TYPE R1	4B+4T+HO	2956
<b>5BED AURUM SUITES</b>		
TYPE S & S(A)	4B+4T+STUDIO+HO	3503
TYPE T & T(A)	4B+4T+STUDIO+HO	3544
TYPE U & U(A)	4B+4T+STUDIO+HO	3692
TYPE U1 & U1(A)	4B+4T+STUDIO+HO	3698
<b>REFUGE FLOOR</b>		
TYPE H(r)	3B+3T	2121
TYPE I(r)	3B+3T+HO	2244
TYPE K(r)	3B+3T+HO	2414
TYPE L(r)	3B+3T+HO	2226
TYPE M(r)	4B+3T+HO	2421
TYPE M1(r)	4B+3T+HO	2481
TYPE N(r)	4B+3T	2353
TYPE N1(r)	4B+3T+HO	2482
TYPE P(r)	4B+3T	2501
TYPE U1 (r) & U1(RA)	4B+4T+STUDIO	3540
TYPE V(r)	4B+3T+HO	2490



LEGEND	UNIT MATRIX	AREA
<b>4BED IMPERIA</b>		
TYPE L	4B+3T+HO	2451
TYPE M	4B+3T+HO	2471
TYPE M1	4B+3T+HO	2474
TYPE N	4B+3T+HO	2533
TYPE N1	4B+3T+HO	2533
TYPE P	4B+3T+HO	2588
TYPE V	4B+3T+HO	2540
<b>4BED INFANIA</b>		
TYPE Q	4B+4T+HO	2924
TYPE R	4B+4T+HO	2966
TYPE Ra	4B+4T+HO	2968
TYPE R1	4B+4T+HO	2956
<b>5BED AURUM SUITES</b>		
TYPE S & S(A)	4B+4T+STUDIO+HO	3503
TYPE T & T(A)	4B+4T+STUDIO+HO	3544
TYPE U & U(A)	4B+4T+STUDIO+HO	3692
TYPE U1 & U1(A)	4B+4T+STUDIO+HO	3698
<b>REFUGE FLOOR</b>		
TYPE H(r)	3B+3T	2121
TYPE I(r)	3B+3T+HO	2244
TYPE K(r)	3B+3T+HO	2414
TYPE L(r)	3B+3T+HO	2226
TYPE M(r)	4B+3T+HO	2421
TYPE M1(r)	4B+3T+HO	2481
TYPE N(r)	4B+3T	2353
TYPE N1(r)	4B+3T+HO	2482
TYPE P(r)	4B+3T	2501
TYPE U1 (r) & U1(RA)	4B+4T+STUDIO	3540
TYPE V(r)	4B+3T+HO	2490

# BUILDING - 01

Refuge Floor Plan

LEGEND	UNIT MATRIX		AREA
<b>3BED URBANIA</b>			
TYPE A	3B+3T	2005	
TYPE B	3B+3T	2004	
TYPE C	3B+3T	2013	
TYPE D	3B+3T	2020	
<b>3BED REGALIA</b>			
TYPE E	3B+3T+HO	2187	
TYPE F	3B+3T+HO	2225	
TYPE G	3B+3T+HO	2246	
TYPE H	3B+3T+HO	2267	
TYPE I	3B+3T+HO	2314	
TYPE J	3B+3T+HO	2401	
TYPE K	3B+3T+HO	2414	



LEGEND	UNIT MATRIX		AREA
<b>4BED IMPERIA</b>			
TYPE L	4B+3T+HO	2451	
TYPE M	4B+3T+HO	2471	
TYPE M1	4B+3T+HO	2474	
TYPE N	4B+3T+HO	2533	
TYPE N1	4B+3T+HO	2533	
TYPE P	4B+3T+HO	2588	
TYPE V	4B+3T+HO	2540	
<b>4BED INFINIA</b>			
TYPE Q	4B+4T+HO	2924	
TYPE R	4B+4T+HO	2966	
TYPE Ra	4B+4T+HO	2968	
TYPE R1	4B+4T+HO	2956	
<b>5BED AURUM SUITES</b>			
TYPE S & S(A)	4B+4T+STUDIO+HO	3503	
TYPE T & T(A)	4B+4T+STUDIO+HO	3544	
TYPE U & U(A)	4B+4T+STUDIO+HO	3692	
TYPE U1 & U1(A)	4B+4T+STUDIO+HO	3698	
<b>REFUGE FLOOR</b>			
TYPE H(r)	3B+3T	2121	
TYPE I(r)	3B+3T+HO	2244	
TYPE K(r)	3B+3T+HO	2414	
TYPE L(r)	3B+3T+HO	2226	
TYPE M(r)	4B+3T+HO	2421	
TYPE M1(r)	4B+3T+HO	2481	
TYPE N(r)	4B+3T	2353	
TYPE N1(r)	4B+3T+HO	2482	
TYPE P(r)	4B+3T	2501	
TYPE U1 (r) & U1(RA)	4B+4T+STUDIO	3540	
TYPE V(r)	4B+3T+HO	2490	

# BUILDING - 01

Tower - 01



TOWER 1		
UNIT TYPE	UNIT No.	AREA
UNIT - N	01	2533 SFT
UNIT - M	02	2471 SFT
UNIT - N1	03	2533 SFT
UNIT - L	04	2451 SFT

# BUILDING - 01

Tower - 02



TOWER 2		
UNIT TYPE	UNIT No.	AREA
UNIT - F	01	2225 SFT
UNIT - G	02	2246 SFT
UNIT - N	03	2533 SFT
UNIT - K	04	2414 SFT
UNIT - I	05	2314 SFT
UNIT - J	06	2401 SFT

# BUILDING - 01

Tower - 03



TOWER 3		
UNIT TYPE	UNIT No.	AREA
UNIT - M1	01	2474 SFT
UNIT - V	02	2540 SFT
UNIT - N	03	2533 SFT
UNIT - M	04	2471 SFT

